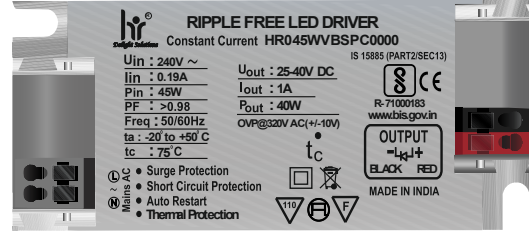


**PRODUCT DESCRIPTION**

- Fixed output build in LED Driver.
- Constant Current LED Driver.
- Nominal Life-Time Upto 50,000 hr.
- 3/5 Year Warranty.
- High Voltage withstanding capacity 440V.
- CE ( Certified ).
- IS 15885 (Part 2/Sec 13).
- IS 16104.
- IEC 60950-1.
- IEC 61000-4-5.



**Input Characteristics**

1	Voltage (Un)	240 Vac
2	Operating Voltage Range	100 ~300 Vac
3	Frequency (Hz)	50 / 60 Hz
4	Maximum Input Current	0.17A
5	Input Power (W)	40W
6	Power Factor (PF)	> 0.98
7	Inrush current Protection	Yes
8	Current Harmonics (Athd)	< 10%
9	Surge Withstanding Capacity	4 KV
10	Over Voltage Cutoff	310V (Tole - +/-10V)
11	Automatic Restart	300V
12	Driver Life	>50000Hrs
13	Under Voltage Protection	90V (Tole - +/-10V)

Product images are for reference only,Screen image change with respect to product specification.

**Output Characteristics**

Output short circuit protection and Restart	Yes
Thermal Protection	Yes
No-Load Protection	Yes
Max Output Current	900mA (Tole - +/-3%)
Output Voltage	25-40V
Output Power (W)	36W max
Efficiency	88%

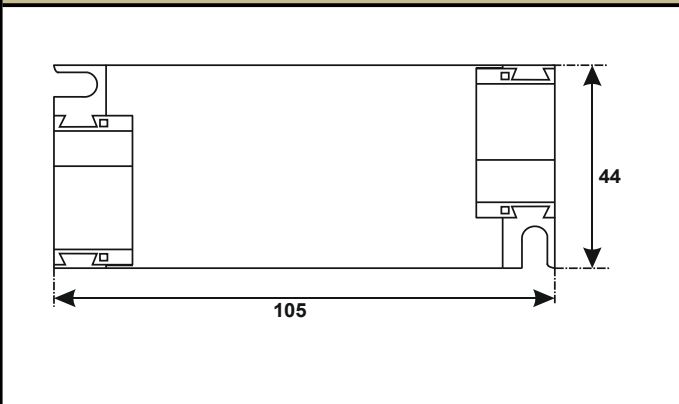
**Environmental Operating Details**

1	Minimum Starting Temperature	-30°C ... 85°C
2	Max. Ambient Temperature	-20°C ... to 50°C
3	Max. Case temperature (Tc)	75°C

**Key Features**

- Compact Design
- High Voltage withstanding capacity
- High Surge withstanding capacity
- Long Life
- High Durability
- Automatic Restart after Safe Voltage Mode.

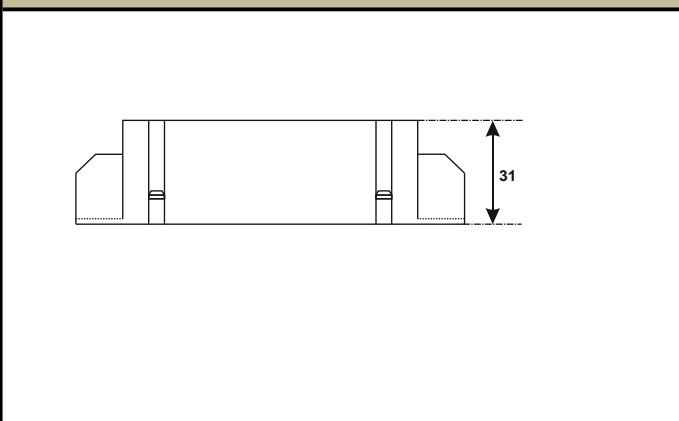
**PLASTIC BOX**



**Mechanical Details**

1	Weight	90 gm
2	Case Dimensions	
	Length W/Mount	98mm
	Center to Center (CTC)	88mm
	Width	43mm
	Height	31mm
3	Case Material	PC
4	Wiring Diagram	On Screen
5	Input / Output Terminals	Connector
6	Wires Length & Colors	
	Input (Yellow)	NA
	Output (Red & Black)	NA
7	Potting	NA

**BOTTOM**



**TOP**

