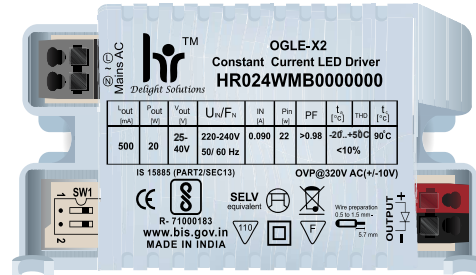


PRODUCT DESCRIPTION

- Fixed output build in LED Driver.
- Constant Current LED Driver.
- High Voltage withstanding capacity 440V AC.
- Nominal Life-Time Upto 30,000 hr.
- 3/5 Year Warranty.
- CE (Certified).
- IS 15885 (Part 2/Sec 13).
- IS 16104.
- IEC 60950-1.
- IEC 61000-4-5.



Input Characteristics

1	Voltage (Un)	240 Vac
2	Operating Voltage Range	100 ~300 Vac
3	Frequency (Hz)	50 / 60 Hz
4	Maximum Input Current	0.02A
5	Input Power (W)	7W max
6	Power Factor (PF)	> 0.96
7	Inrush current Protection	Yes
8	Current Harmonics (Athd)	< 10%
9	Surge Withstanding Capacity	4KV
10	Driver Life	>30000Hrs
11	Over Voltage Protection	320V (+- 10V)
12	Unver Voltage Protection	90V (+- 10V)

Output Characteristics

Thermal Protection	Yes
No-Load Protection	Yes
Short circuit protection	Yes
Transformer saturation protection	Yes
Max Output Current	150mA (Tole +/-3%)
Output Voltage	40 V
Output Power (W)	6W max
Efficiency	85%

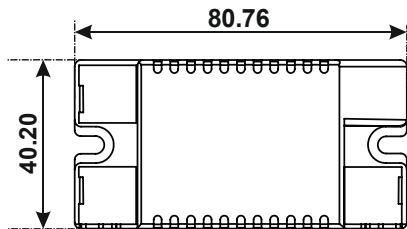
Environmental Operating Details

1	Minimum Starting Temperature	-30°C ... 70°C
2	Max. Ambient Temperature	-20°C ... to 50°C
3	Max. Case temperature (Tc)	75°C

Key Features

- Compact Design
- High Voltage withstanding capacity
- High Surge withstanding capacity
- Long Life
- High Durability


PLASTIC BOX



Mechanical Details

1	Weight	50gm
2	Case Dimensions	
	Length W/Mount	80mm
	Center to Center (CTC)	73mm
	Width	40mm
	Height	22mm
3	Case Material	PC
4	Wiring Diagram	On Screen
5	Input / Output Terminals	Connector
6	Wires Length & Colors	
	Input (Yellow)	NA
	Output (Red & Black)	NA
7	Potting	NA

BOTTOM



TOP