


PRODUCT DESCRIPTION

- Fixed output build in LED Driver.
- Constant Current LED Driver.
- Nominal Life-Time Upto 50,000 hr.
- 3/5 Year Warranty.
- High Voltage withstanding capacity 440V.
- CE (Certified).
- IS 15885 (Part 2/Sec 13).
- IS 16104.
- IEC 60950-1.
- IEC 61000-4-5.



Input Characteristics

1	Voltage (Un)	240 Vac
2	Operating Voltage Range	100 ~300 Vac
3	Frequency (Hz)	50 / 60 Hz
4	Maximum Input Current	0.21A
5	Input Power (W)	50W
6	Power Factor (PF)	> 0.98
7	Inrush current Protection	Yes
8	Current Harmonics (Athd)	< 10%
9	Surge Withstanding Capacity	4 KV
10	Over Voltage Cutoff	310V (Tole - +/-10V)
11	Automatic Restart	300V
12	Driver Life	>50000Hrs

Product images are for reference only,Screen image change with respect to product specification.

Output Characteristics

Output short circuit protection and Restart	Yes
Thermal Protection	Yes
No-Load Protection	Yes
Max Output Current	1100mA (Tole - +/-3%)
Output Voltage	25-40V
Output Power (W)	44W max
Efficiency	>87%

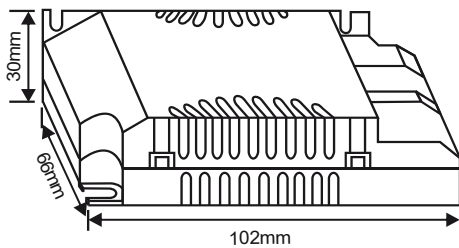
Environmental Operating Details

1	Minimum Starting Temperature	-30°C ... 85°C
2	Max. Ambient Temperature	-20°C ... to 50°C
3	Max. Case temperature (Tc)	85°C

Key Features

- Compact Design
- High Voltage withstanding capacity
- High Surge withstanding capacity
- Long Life
- Wireless dimming and CCT tuning by RF-2.4G remote controllers
- Group control 100 group individually
- 4 Step dimming and CCT adjusting
- Step-less dimming and CCT adjustable
- Available with Wi-Fi module IOT connectivity with HRI IOS/Android mobile application
- High Durability
- Automatic Restart after Safe Voltage Mode.

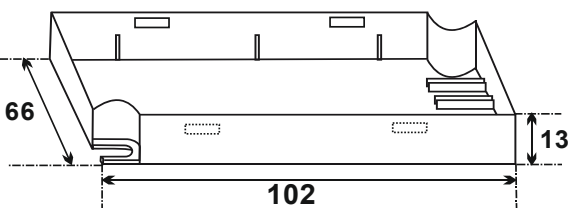
PLASTIC BOX



Mechanical Details

1	Weight	150 gm
2	Case Dimensions	
	Length W/Mount	102mm
	Center to Center (CTC)	92mm
	Width	66mm
	Height	30mm
3	Case Material	ABS
4	Wiring Diagram	On Screen
5	Input / Output Terminals	Connector
6	Wires Length & Colors	
	Input (Yellow)	NA
	Output (Red & Black)	NA
7	Potting	NA

BOTTOM



TOP

