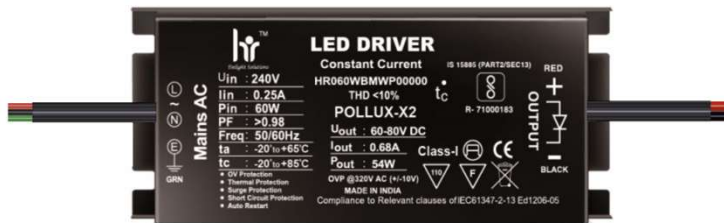




**PRODUCT DESCRIPTION**

- Fixed output build in LED Driver.
- Constant Current LED Driver.
- Nominal Life-Time Upto 50,000 hr.
- 3/5-Years Warranty.
- High Voltage withstanding capacity 440V AC.
- CE ( Certified ).
- IS 15885 (Part 2/Sec 13).
- IS 16104.
- IEC 60950-1.
- IEC 61000-4-5.



**Input Characteristics**

1	Voltage (Un)	240 Vac
2	Operating Voltage Range	100 ~300 Vac
3	Frequency (Hz)	50 / 60 Hz
4	Maximum Input Current	0.28A
5	Input Power (W)	70W
6	Power Factor (PF)	> 0.98
7	Inrush current Protection	Yes
8	Current Harmonics (Athd)	< 10%
9	Surge Withstanding Capacity	6 KV
10	Over Voltage Cutoff	320V (Tole : +/-10V)
11	Under Voltage Cutoff	110V
12	Automatic Restart	300V
13	Driver Life	>50000Hrs

Product images are for reference only,Screen image change with respect to product specification.

**Output Characteristics**

Output short circuit protection and Restart	Yes
Thermal Protection	Yes
No-Load Protection	Yes
Max Output Current	600MA (Tole : +/-3%)
Output Voltage	90-100 V
Output Power (W)	60W max
Efficiency	88%

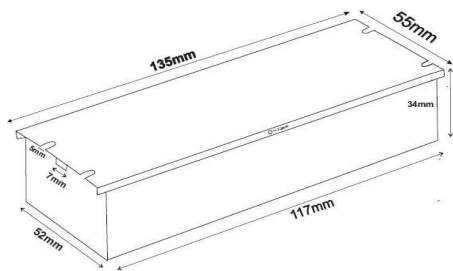
**Environmental Operating Details**

1	Minimum Starting Temperature	-30°C ... 75°C
2	Max. Ambient Temperature	-20°C ... to 65°C
3	Max. Case temperature (Tc)	85°C

**Key Features**

- Compact Design
- High Voltage withstanding capacity
- High Surge withstanding capacity
- Long Life
- High Durability
- Automatic Restart after Safe Voltage Mode.

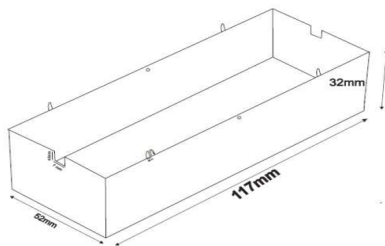
**Metal Box**



**Mechanical Details**

1) Weight	420gm
2) Case Dimensions	
Length W/Mount	135mm
Center to Center (CTC)	127mm
Width	55mm
Height	34mm
3 Case Material	Metal Box
4 Wiring Diagram	On Screen
5 Input / Output Terminals	NA
6 Wires Length	
Input (3 Core ) (L,N) & Green-E)	300mm
Output ( 2 Core Wire- Red(+),Black(-)	300mm
7 IP65/IP20	YES

**Bottom**



**Top**

