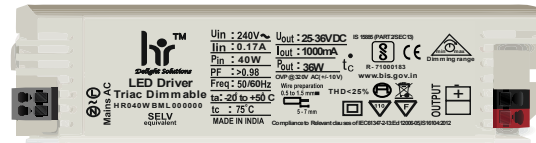


PRODUCT DESCRIPTION

- Fixed output build in LED Driver.
- Constant Current LED Driver.
- Nominal Life-Time Upto 30,000 hr.
- 3/5-Years Warranty.
- High Voltage withstanding capacity 440V AC.
- CE (Certified).
- IS 15885 (Part 2/Sec 13).
- IS 16104.
- IEC 60950-1.
- IEC 61000-4-5.



Input Characteristics

1	Voltage (Un)	240 Vac
2	Operating Voltage Range	100 ~300 Vac
3	Frequency (Hz)	50 / 60 Hz
4	Maximum Input Current	0.11A
5	Input Power (W)	27W
6	Power Factor (PF)	> 0.95
7	Inrush current Protection	Yes
8	Current Harmonics (Athd)	< 10%
9	Surge Withstanding Capacity	4 KV
10	Over Voltage Cutoff	320V (Tole : +/-10V)
11	Thermal Protection	110°C (+/- 10°C)
12	Automatic Restart	300V
13	Driver Life	>30000Hrs
14	Dimming Type	Phase cut Triac dimming
15	Dimming technique	Amplitude
16	Dimming range	5% to 100%

Mechanical Details

1	Weight	140gm.
2	Case Dimensions	
3	Length W/Mount	150mm
	Center to Center (CTC)	142mm
	Width	40mm
	Height	28mm
4	Case Material	PC Box
5	Wiring Diagram	On Screen
6	Input / Output Terminals	Connector
7	Wires Length & Colors	
	Input (Yellow)	NA
	Output (Red & Black)	NA
8	Potting	NA

Output Characteristics

1	Output short circuit protection and Restart	Yes
2	Thermal Protection	Yes
3	No-Load Protection	Yes
4	Max Output Current	600MA (Tole : +/-3%)
5	Output Voltage	25-40V
6	Output Power (W)	24W max
7	Efficiency	>85%

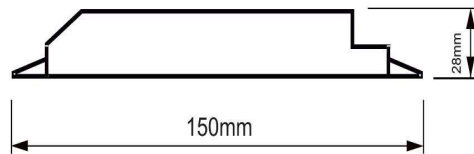
Key Features

1	Compact Design
2	High Voltage withstanding capacity
3	High Surge withstanding capacity
4	Long Life
5	High Durability
6	Automatic Restart after Safe Voltage Mode.
7	
8	
9	

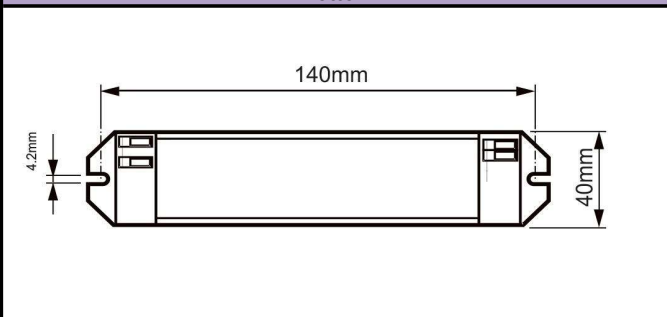
Environmental Operating Details

1	Minimum Starting Temperature	-30°C ... 75°C
2	Max. Ambient Temperature	-20°C ... to 65°C
3	Max. Case temperature (Tc)	75°C

Plastic Box



Bottom



Top

